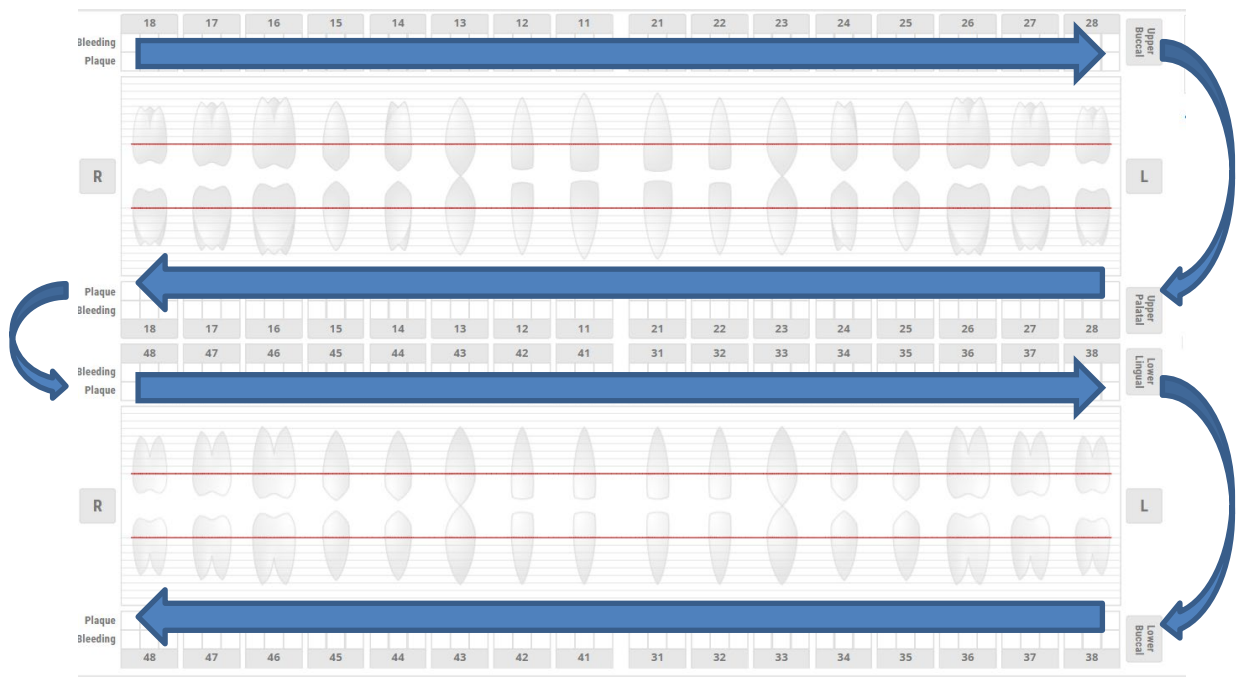


Periodontal Charting in Titanium

Charting direction

	Tooth*	Remarks
Upper Buccal	18 >> 28	Auto move to the next row
Upper Palatal	28 >> 18	Auto move to the next row
Lower Lingual	48 >> 38	Auto move to the next row
Lower Buccal	38 >> 48	

* Permanent teeth



To add a new Periodontal Charting record

With the patient's encounter opened

Click "Periodontal" tab

Titanium Origin

A, Bc (3009950)
Gender: Male (He/Him) DOB: 01/01/2008 (16y 3m)

Assigned To: Ms Bds Five (D66666665) 6.1 Assignments: 1

No Known Allergies + No Alerts +

Workflow: Appointment Encount... 393470-1 (Stu...
Prov... Ms Bds Five (D66... Clin... The Prince Philip D...

Medical History > Base Charting > **Periodontal** > Treatment Planning > Treatment Entries > Progress Notes > Authorisation

No Perio Chart open

Perio Chart

Periodontal Charts for All Episode (Voided Charts Excluded)

Date	Provider	C-Ty...	Episode	Status
------	----------	---------	---------	--------

Group By Chart Type Graphs Add Copy

To Create a Periodontal Chart

Method 1: Select the chart type and click + to add:

Titanium Origin

A, Bc (3009950)
Gender: Male (He/Him) DOB: 01/01/2008 (16y 3m)

Assigned To: Ms Bds Five (D66666665) 6.1 Assignments: 1

No Known Allergies + No Alerts +

Workflow: Appointment Encount... 393470-1 (Stu...
Prov... Ms Bds Five (D66... Clin... The Prince Philip D...

Medical History > Base Charting > **Periodontal** > Treatment Planning > Treatment Entries > Progress Notes > Authorisation

No Perio Chart open

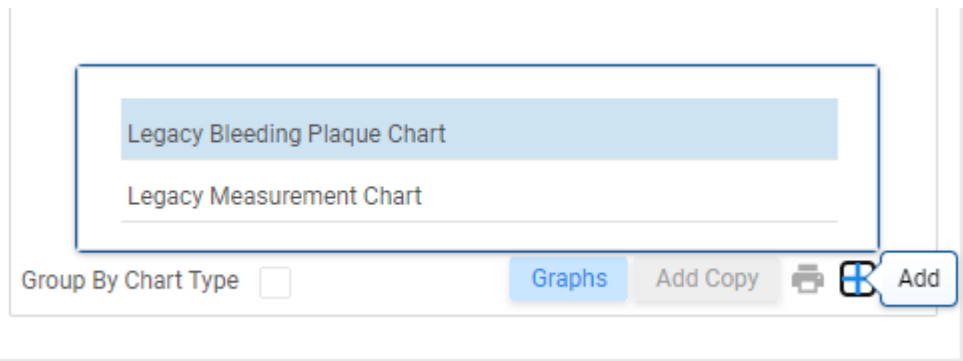
Perio Chart

Periodontal Charts for All Episode (Voided Charts Excluded)

Date	Provider	C-Ty...	Episode	Status
------	----------	---------	---------	--------

Legacy Bleeding Plaque Chart
Legacy Measurement Chart

Group By Chart Type Graphs Add Copy +



Method 2:

Select the last confirmed chart and click the [Add Copy](#) button

A, Bc (3009950) Assigned To: Ms Bds Five (D6666665) No Known Allergies + No Alerts + Workflow: Appointment Encount... 393470-1 (Stu... Provi... Ms Bds Five (D66... Clin... The Prince Philip D...

Gender: Male (He/Him) DOB: 01/01/2008 (16y 3m) 6.1 Assignments: 1

Medical History > Base Charting > **Periodontal** > Treatment Planning > Treatment Entries > Progress Notes > Authorisation

Bleeding Plaque

18 17 16 15 14 13 12 11 21 22 23 24 25 26 27 28

Upper Buccal

R

L

Plaque Bleeding

18 17 16 15 14 13 12 11 21 22 23 24 25 26 27 28

Lower Buccal

Bleeding Plaque

48 47 46 45 44 43 42 41 31 32 33 34 35 36 37 38

Lower Lingual

R

L

Plaque Bleeding

48 47 46 45 44 43 42 41 31 32 33 34 35 36 37 38

Lower Buccal

Group By Chart Type Graphs [Add Copy](#)

Confirmed Legacy Bleeding Plaque C... [View Only](#) [Close](#)

Bleeding 2sites 1.0

Plaque 1sites 0.0

Perio Chart


Periodontal Charts for All Episode (Voided Charts Excluded)

Date	Provider	C... Ty...	Episode	Status
25/04/2024, 10:19 AM	Bds Five	Leg... Ble... Plaq... Char	393470-1	Confirmed

The content from the last saved chart will be loaded for easier update

The screenshot shows a medical software interface with a patient header and a navigation menu. The patient information includes: A, Bc (3009950), Gender: Male (He/Him), DOB: 01/01/2008 (16y 3m), Assigned To: Ms Bds Five (D66666665), 6.1, Assignments: 1. The navigation menu includes: Medical History, Base Charting, Periodontal (selected), Treatment Planning, Treatment Entries, Progress Notes, and Authorisation. The main content area is divided into two sections. The top section is a periodontal chart titled "Legacy Bleeding Plaque Chart - Added on 25/04/2024, 11:22 AM". It shows a grid of teeth with red lines indicating bleeding and plaque. The bottom section is a table titled "Periodontal Charts for All Episode (Voided Charts Excluded)".

Date	Provider	Chart Type	Episode	Status
25/04/2024, 10:19 AM	Bds Five	Legacy Bleeding Plaque Chart	393470-1	Confirmed
25/04/2024, 11:22 AM	Bds Five	Legacy Bleeding Plaque Chart	393470-1	In Progress

Click  at the bottom right to update the chart

Hotkeys For Legacy Bleeding Plaque Chart

Keyboard Hotkeys for Bleeding/ Plaque

The screenshot shows a dental software interface with a patient record at the top: A, Bc (3009950), Gender: Male (He/Him), DOB: 01/01/2008 (16y 3m), Assigned To: Ms Bds Five (D66666665), 6.1, Assignments: 1. The main area contains a periodontal chart with tabs for Medical History, Base Charting, Periodontal (selected), Treatment Planning, Treatment Entries, Progress Notes, and Authorisation. The chart displays upper and lower dental arches with tooth numbers 18-28 and 48-38. A right-hand panel shows a table for 'Legacy Bleeding Plaque' with columns for Bleeding and Plaque, both with a value of 0.0. Below this is a 'Perio Chart' section with a table of 'Periodontal Charts for All Episode (Voided Charts Excluded)'. The table has columns for Date, Provider, C- Ty, Episode, and Status. One entry is visible: 25/04/2024, 10:19 AM, Bds Five, Lega Bles Plaq Char, 393470-1, In Progress.


Left-click on the box to mark the 1st Bleeding/ Plaque



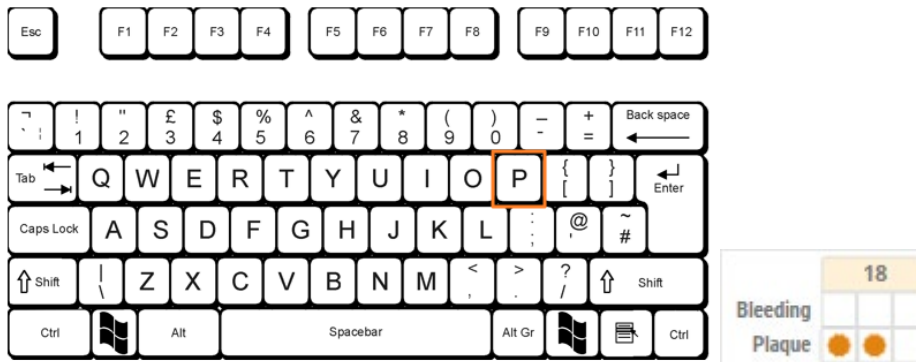
Left-click on the box again to unmark the Bleeding/ Plaque




Press “B” for Bleeding mark/unmark




Press “P” for Plaque mark/unmark



Press “Tab” to move to the next tooth



Press “Shift” + “Tab” to move backward to the previous tooth



The Periodontal Charting has an auto-save function, when you leave the chart, the chart will save with the “In-Progress” status.

Click “Confirm” button to save (**This is to finalise of the charting details**)

The screenshot displays a dental software interface. At the top, patient information is shown: 'A, Bc (3009950)', Gender: Male (He/Him), DOB: 01/01/2008 (16y 3m). The interface includes tabs for 'Medical History', 'Base Charting', 'Periodontal', 'Treatment Planning', 'Treatment Entries', 'Progress Notes', and 'Authorisation'. The 'Periodontal' tab is active, showing a grid of teeth with 'Bleeding' and 'Plaque' indicators. A 'Confirm' button is highlighted in orange. The right sidebar shows a 'Perio Chart' table with columns for Date, Provider, C. Ty., Episode, and Status. The table contains one entry: '25/04/2024, 10:19 AM', 'Bds Five', 'Lega Bles Plaq Char', '393470-1', 'In Progress'.

Date	Provider	C. Ty.	Episode	Status
25/04/2024, 10:19 AM	Bds Five	Lega Bles Plaq Char	393470-1	In Progress

The Periodontal Chart's status will be updated from "In Progress" to "Confirmed"

Medical History > Base Charting > **Periodontal** > Treatment Planning > Treatment Entries > Progress Notes > Authorisation

The chart displays a grid of tooth positions (16-48) with columns for Bleeding and Plaque. Red lines indicate the current status for each site.

Confirmed Legacy Bleeding Plaque Chart - Added on 25/04/2024, 10:19 AM View Only

Bleeding	2sites	1.
Plaque	1sites	0.

Perio Chart

Periodontal Charts for All Episode (Voided Charts Excluded)

Date	Provider	Chart Type	Episode	Status
25/04/2024, 10:19 AM	Bds Five	Legacy Bleeding Plaque Chart	393470-1	Confirmed
25/04/2024, 11:22 AM	Bds Five	Legacy Bleeding Plaque Chart	393470-1	In Progress

Group By Chart Type

[Graphs](#) [Add Copy](#)

Hotkeys For Legacy Measurement Chart

Keyboard Hotkeys for Bleeding/Suppuration

Date	Provider	Chart Type	Episode	Status
25/04/2024, 10:19 AM	Bds Five	Legacy Bleeding Plaque Chart	393470-1	Confirmed
25/04/2024, 11:22 AM	Bds Five	Legacy Bleeding Plaque Chart	393470-1	Confirmed
25/04/2024, 11:35 AM	Bds Five	Legacy Measurement Chart	393470-1	In Progress

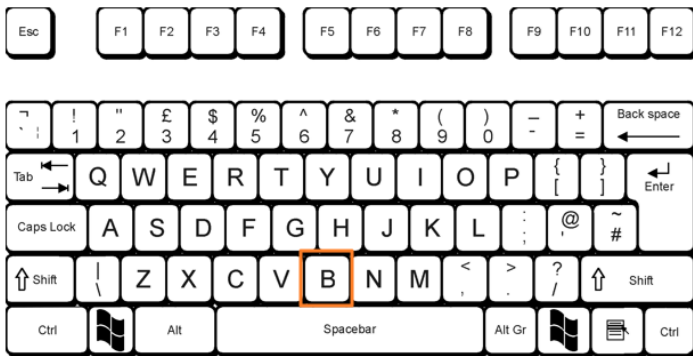
Left-click on the box to mark the **1st** Bleeding/ Suppuration



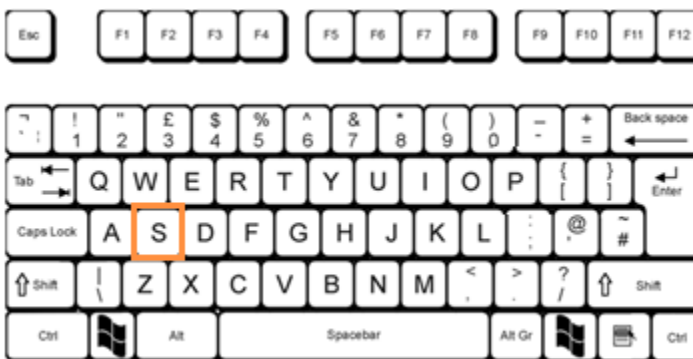
Left-click on the box again to unmark the Bleeding/ Suppuration



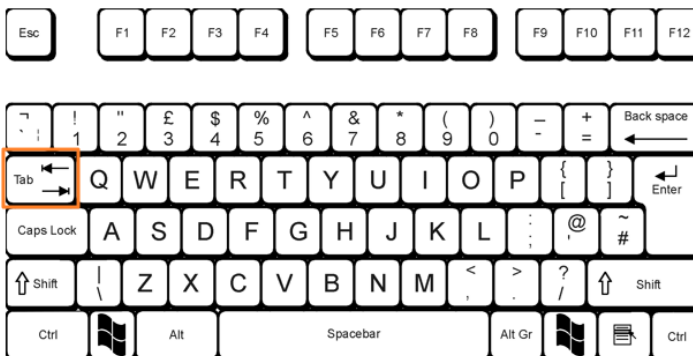
Press “B” for Bleeding mark/unmark



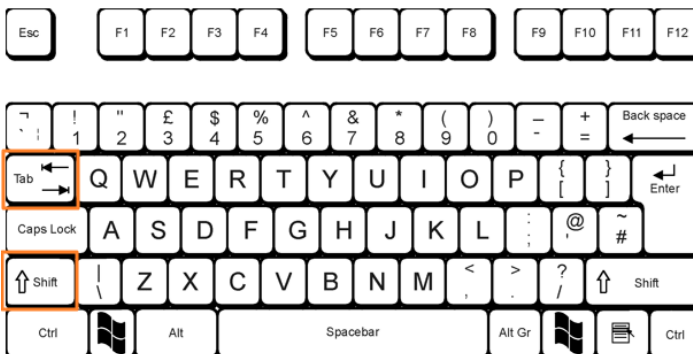
Press “S” for Suppuration mark/unmark



Press “Tab” to move to the next tooth



Press “Shift” + “Tab” to move backward to the previous tooth



For Mobility and Furcation, please left-click on the box to change the value

For Recession and Pocket Depth, please type a value into the box

The Periodontal Charting has an auto-save function, when you leave the chart, the chart will save with the “In-Progress” status.

Click “Confirm” button to save (This is to finalise of the charting details)

Date	Provider	Chart Type	Episode	Status
25/04/2024, 10:19 AM	Bds Five	Legacy Bleeding Plaque Chart	393470-1	Confirmed
25/04/2024, 11:22 AM	Bds Five	Legacy Bleeding Plaque Chart	393470-1	Confirmed
25/04/2024, 11:35 AM	Bds Five	Legacy Measure 393470-1 Chart		In Progress

The chart status update to “Confirmed”

Date	Provider	Chart Type	Episode	Status
25/04/2024, 10:19 AM	Bds Five	Legacy Bleeding Plaque Chart	393470-1	Confirmed
25/04/2024, 11:22 AM	Bds Five	Legacy Bleeding Plaque Chart	393470-1	Confirmed
25/04/2024, 11:35 AM	Bds Five	Legacy Measure 393470-1 Chart		Confirmed

To re-edit an “In Progress” charting

Select the “In progress” chart

Medical History > Base Charting > **Periodontal** > Treatment Planning > Treatment Entries > Progress Notes > Authorisation


In Progress Legacy Bleeding Plaque Chart - Added on 25/04/2024, 11:22 AM View Only

Bleeding	2sites	1
Plaque	1sites	0

Perio Chart

Periodontal Charts for All Episode (Voided Charts Excluded)

Date	Provider	Chart Type	Episode	Status
25/04/2024, 10:19 AM	Bds Five	Legacy Bleeding Plaque Chart	393470-1	Confirmed
25/04/2024, 11:22 AM	Bds Five	Legacy Bleeding Plaque Chart	393470-1	In Progress

Click  at the bottom right to update the chart


Medical History > Base Charting > **Periodontal** > Treatment Planning > Treatment Entries > Progress Notes > Authorisation

In Progress Legacy Bleeding Plaque Chart - Added on 25/04/2024, 11:22 AM View Only Close




Bleeding	2sites	1.04%
Plaque	1sites	0.52%

Perio Chart

Periodontal Charts for All Episode (Voided Charts Excluded)

Date	Provider	Chart Type	Episode	Status
25/04/2024, 10:19 AM	Bds Five	Legacy Bleeding Plaque Chart	393470-1	Confirmed
25/04/2024, 11:22 AM	Bds Five	Legacy Bleeding Plaque Chart	393470-1	In Progress 

Group By Chart Type

Graphs Add Copy   

Click the “Confirm” button to save

Medical History > Base Charting > **Periodontal** > Treatment Planning > Treatment Entries > Progress Notes > Authorisation

In Progress Legacy Ble... Void Confirm Close




Bleeding	2sites	1.0
Plaque	1sites	0.5

Perio Chart

Periodontal Charts for All Episode (Voided Charts Excluded)

Date	Provider	C. Ty.	Episode	Status
25/04/2024, 10:19 AM	Bds Five	Legs Blees Plac Char	393470-1	In Progress

Group By Chart Type

Graphs Add Copy   

The chart status update to “Confirmed”

The screenshot shows the 'Periodontal' tab in a software interface. On the left, there are two grid-based charts for 'Bleeding' and 'Plaque' with tooth icons. On the right, a summary box displays 'Confirmed Legacy Bleeding Plaque Chart - Added on 25/04/2024, 10:19 AM'. Below this, a table shows the following data:

Category	Count	Percentage
Bleeding	2sites	1.04%
Plaque	1sites	0.52%

Below the table, a 'Perio Chart' section lists 'Periodontal Charts for All Episode (Voided Charts Excluded)'. A table below that lists the chart details:

Date	Provider	Chart Type	Episode	Status
25/04/2024, 10:19 AM	Bds Five	Legacy Bleeding Plaque Chart	393470-1	Confirmed

To void the “Confirmed” charting

Exit the Periodontal Charting’s page and Back to the “Clinical” tab.

Highlight the chart to be voided and click Void at the bottom

The screenshot shows the 'Clinical History' tab. At the top, there are tabs for 'Clinical History' and 'Episode History'. Below them is a 'Clinical History Filter' box. The main area contains a table with the following data:

Episode	Date	Type	Tooth	Surface(s)	Details	Status	Provider	Clinic
358526-9	29/04/2024, 09:06 tt	Periodontal Chart			Legacy Bleeding Plaque Chart	Confirmed		PPDH
358526-3	15/04/2024, 03:08 tt	Internal			Internal	Submitted		PPDH

At the bottom right of the page, a Void button is highlighted with an orange box.

Void Confirmation

This Clinical Item will be voided.

A reason is required. Please enter a reason and click **Confirm** to proceed.

Reason *

Authorisation Required

Authorisation is required to void Clinical Item.

Username *

Password

Cancel

Confirm

Void

Please inform your tutor to void the charting as per your request.